

1. Mobiliser le langage dans toutes ses dimensions

A crossword puzzle grid with the following structure:











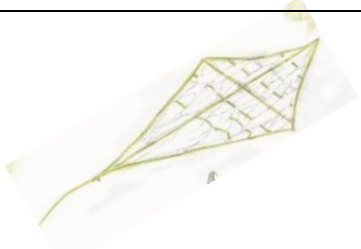
- Row 1: 12 empty cells. A hyphen '-' is in the 5th cell.
- Row 2: 12 empty cells.
- Row 3: 1 empty cell, followed by 4 empty cells.
- Row 4: 1 empty cell, followed by 1 empty cell, followed by 1 empty cell.
- Row 5: 1 empty cell, followed by 1 empty cell, followed by 1 empty cell.
- Row 6: 1 empty cell, followed by 1 empty cell, followed by 1 empty cell.
- Row 7: 1 empty cell, followed by 1 empty cell, followed by 1 empty cell, followed by 1 empty cell, followed by 1 empty cell, followed by 1 empty cell.

Clues and illustrations:

- Top-left: Owl illustration with a blue arrow pointing down to the first cell of Row 1.
- Top-center: Daisy flower illustration with a blue arrow pointing down to the fifth cell of Row 1.
- Left: Dried leaf illustration with a blue arrow pointing right to the first cell of Row 2.
- Middle: Bird on a leaf illustration with a blue arrow pointing right to the second cell of Row 3.
- Bottom-left: Green leaf illustration with a blue arrow pointing right to the first cell of Row 7.

Complète les cases
en t'aidant de la
réglette

La réglette à mettre à la disposition de l'enfant

					
FLEUR	GEAI	ARBRE	CHOUETTE	ROUGE-GORGE	PLUME
					
RAINETTE	BELETTE	FEUILLE	BOTTINE	CERF-VOLANT	

1. Mobiliser le langage dans toutes ses dimensions

Illustrations: owl, daisy, kite, turtle, frog

				-						
				-						

Complète les cases
en t'aidant de la
réglette